


# Moscow International School of Physics 2024

Voronovo, 28 February – 6 March 2024

**Measurement of the  $B_s^0$  effective lifetime in the decay  $B_s^0 \rightarrow J/\psi K_s^0$   
using full Run-II CMS data**

Priyanka Sadangi

National Institute of Science Education and Research, Bhubaneswar (INDIA)



- **Introduction**
- **Selections**
- **Lifetime validation**
- **Unblinded fit**
- **Systematics**
- **Summary**

# Introduction to lifetime

From the decay law, the decay probability of an unstable particle defined as,

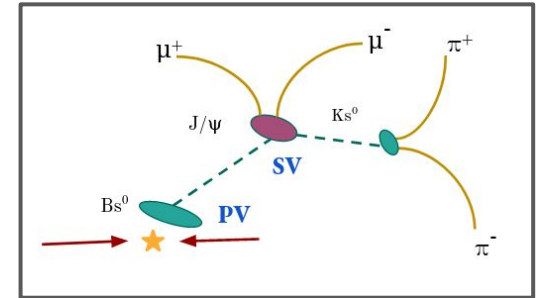
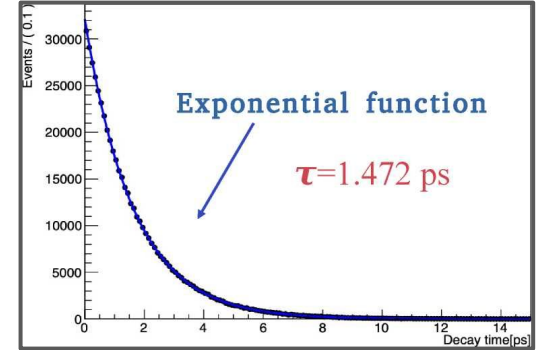
$$P \propto e^{-t/\tau}$$

$\tau$  = lifetime of the particle,  $t$  = decay time of the particle.

Decay time is defined as,

$$t = \frac{L_{xy} M_{B_s^0}}{p_T}$$

Where  $M_B$  is the mass of the B candidate. (Reconstructed mass)  
 $L_{xy}$  is the length difference between the PV (primary vertex) and SV (secondary vertex) in transverse plane.  
 $p_T$  is the transverse momentum of the B candidate.



The effective lifetime is obtained by performing 2D UML fit to the  $J/\psi K_s^0$  invariant mass and the decay time.

# Cont.

- Signal decay mode -  $B_s^0 \rightarrow J/\psi K_s^0$
- Control channel -  $B^0 \rightarrow J/\psi K_s^0$
- Related through interchanging all d quarks with s quarks.

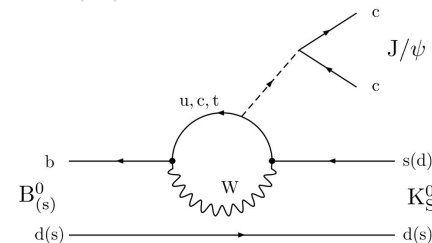
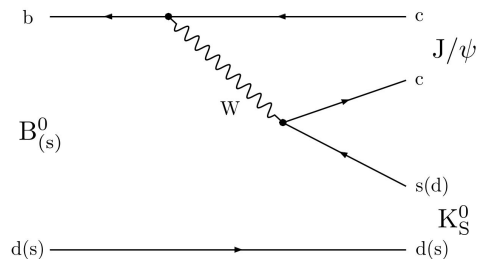
The  $B_s^0 \rightarrow J/\psi K_s^0$  effective lifetime is defined as,

$$\tau_{J/\psi K_s^0} = \frac{\int_0^\infty t[\Gamma(B_s^0(t) \rightarrow J/\psi K_s^0) + \Gamma(\overline{B}_s^0(t) \rightarrow J/\psi K_s^0)]dt}{\int_0^\infty [\Gamma(B_s^0(t) \rightarrow J/\psi K_s^0) + \Gamma(\overline{B}_s^0(t) \rightarrow J/\psi K_s^0)]dt}$$

Can be rewritten as,

$$\tau_{J/\psi K_s^0} = \frac{\tau_{B_s^0}}{1 - y_s^2} \left( \frac{1 + 2A_{\Delta\Gamma} y_s + y_s^2}{1 + A_{\Delta\Gamma} \cdot y_s} \right), \text{ where } y_s = \tau_{B_s^0} \frac{\Delta\Gamma}{2}$$

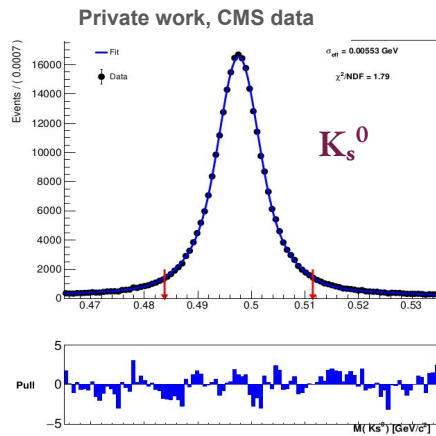
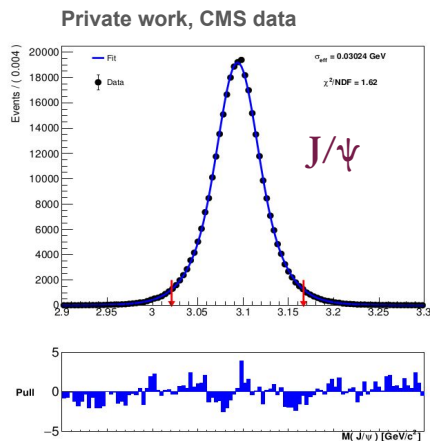
- The advantage of effective lifetime study is that it allows an efficient extraction of  $A_{\Delta\Gamma}$ .
- An effective lifetime for a  $B_s^0$  decay channel is obtained in practice by fitting a single exponential function to its untagged rate.



LHCb lifetime results :  $1.75 \pm 0.12$  (stat)  $\pm 0.07$  (syst) ps

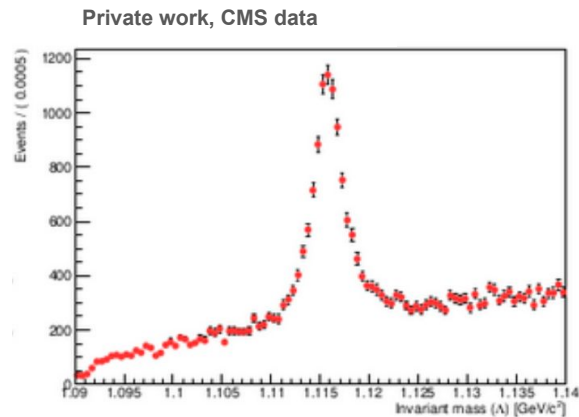
SM lifetime results :  $1.619 \pm 0.019$  ps

- Selection on  $J/\psi$  and  $K_s^0$  invariant mass.
- $J/\psi$  and  $K_s^0$  mass distribution is fitted with double Gaussian with common mean.
- $\pm 2.5\sigma_{\text{eff}}$  selection cut on  $J/\psi$  (1<sup>st</sup> column) and  $K_s^0$  (2<sup>nd</sup> column) invariant mass.



## $\Lambda^0$ rejection

- Proton from the  $\Lambda^0$  is faked as  $\pi$ , which may peak in the  $K_s^0$  invariant mass.
- The Armenteros-Podolanski method is followed to reject this background.

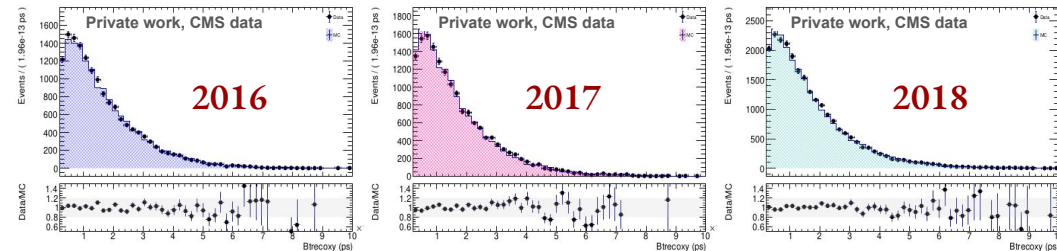


- Flight length (distance between B-decay vertex to di-track vertex) significance cut is applied  $>5\sigma$ .
- To suppress the combinatorial backgrounds we used MVA (BDT) followed by initial selections.
  - 8 different discriminating variables which are less correlated with decay time used as Input variables.
  - Input variables -  $\alpha_{xy}$ ,  $K_s p_{T, pvips}$ ,  $B\_vtxprob$ ,  $K_s\_vtxprob$ ,  $J/\Psi p_T$ ,  $\eta_B$ ,  $K_s\_alpha_{xy}$
  - Optimization is based on least lifetime error. For this, toy study has been performed.
  - For each BDT values, toys have been generated and fitted like data fit. 2D UML fit to individual years is performed for BDT optimization.

The optimized BDT cut values: 2016 - 0.61, 2017 - 0.60 and 2018 - 0.61.

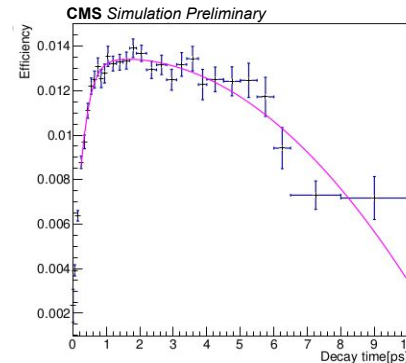
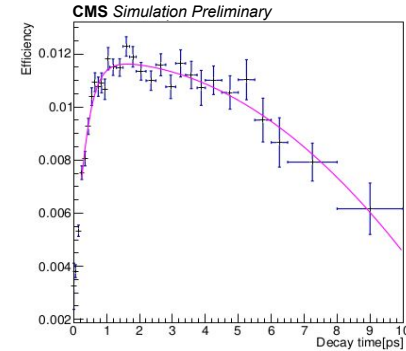
- Data-Simulation comparison for the control channel ( $B^0 \rightarrow J/\Psi K_s^0$ ) are verified.
- The comparisons are in agreement.

### Decay time Data-simulation comparison



- The generator level decay time for B mesons is a simple exponential function.
- However, trigger and other selection cuts distort this exponential function. This distortion is measured by efficiency.
- The function used to describe the efficiency distribution (range: 0.2ps - 10 ps).

$$\epsilon(t; p_0, p_1, p_2, p_3, p_4) = p_0 + p_1 t + p_2 t^2 + \frac{p_3}{1 + \exp(-p_4 t)}$$

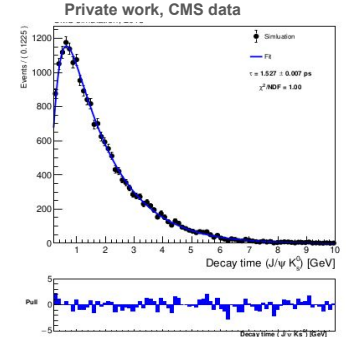
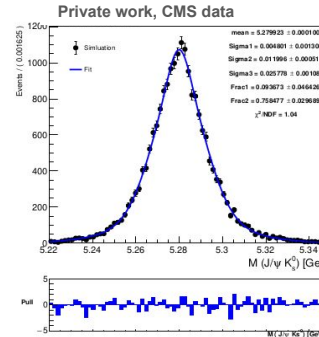


Efficiency plot for  $B_s^0$  (top),  $B^0$  (bottom)

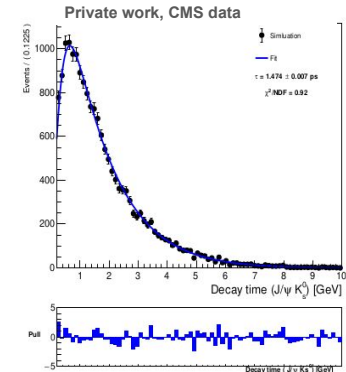
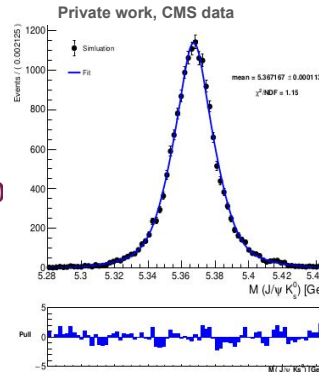
## Mass and decay time projection plots from MC :

- Effective lifetime is extracted after performing a simultaneous fit over three year signal MC using 2D UML method
- The lifetime obtained from simultaneous fit (to three years) to the  $B^0$  signal MC samples is  $1.527 \pm 0.007\text{ps}$  (generated lifetime value is  $1.525\text{ps}$ ) and to the  $B_s^0$  signal MC samples is  $1.474 \pm 0.007\text{ps}$  (generated lifetime is  $1.472\text{ps}$ ).

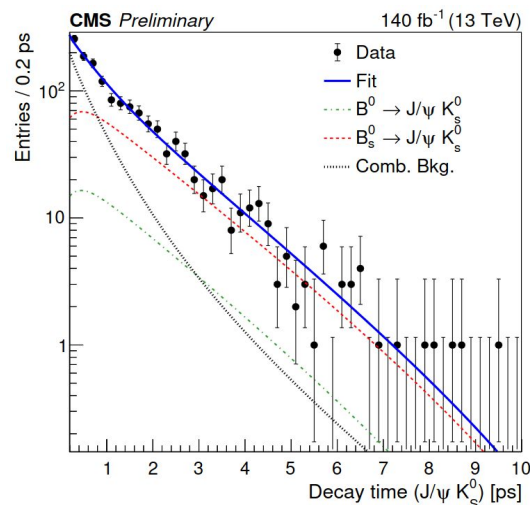
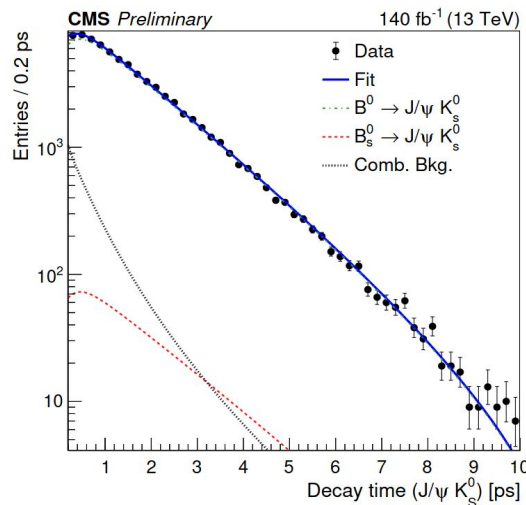
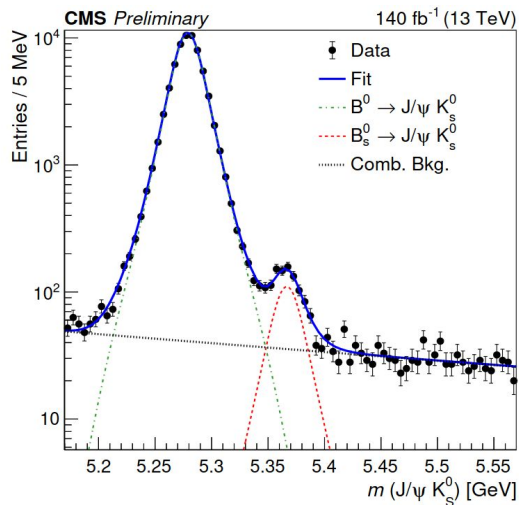
$B^0$



$B_s^0$







Decay time projection plot only  
for signal region [5.34-5.42 GeV]

The measured lifetime of the  $B^0$  meson  $1.521 \pm 0.007$  ps is in accordance with the value reported by the PDG ( $1.519 \pm 0.004$  ps). The consistency in the  $B^0$  lifetime value implies that there is no bias in the  $B_s^0$  lifetime measurement. The effective lifetime for  $B_s^0$  meson is measured as  $-1.59 \pm 0.07$  ps.

## Sources of systematic uncertainties and total systematic uncertainties:

Sources	Uncertainty (in ps)
Limited MC statistics	0.006
Efficiency modeling	0.002
Deviation in control channel lifetime	0.002
Signal and background mass model	0.022
Background decay time model	0.014
Mass shape variation	0.007
Different fit strategy	0.006
Total	0.028

- The effective lifetime for  $B_s^0$  meson with the decay  $B_s^0 \rightarrow J/\Psi K_s^0$  has been measured.
- Control channel lifetime is well in line with PDG  $\Rightarrow$  No obvious bias in the  $B_s^0$  lifetime measurement.
- The measured effective lifetime from the simultaneous fit for  $B_s^0$  is

$$\tau_{B_s^0 \rightarrow J/\Psi K_s^0} = 1.59 \pm 0.07 \text{ (stat)} \pm 0.03 \text{ (syst)} \text{ ps.}$$

- The result is in agreement with the standard model prediction and  $\sim 60\%$  improvement compared to LHCb results.

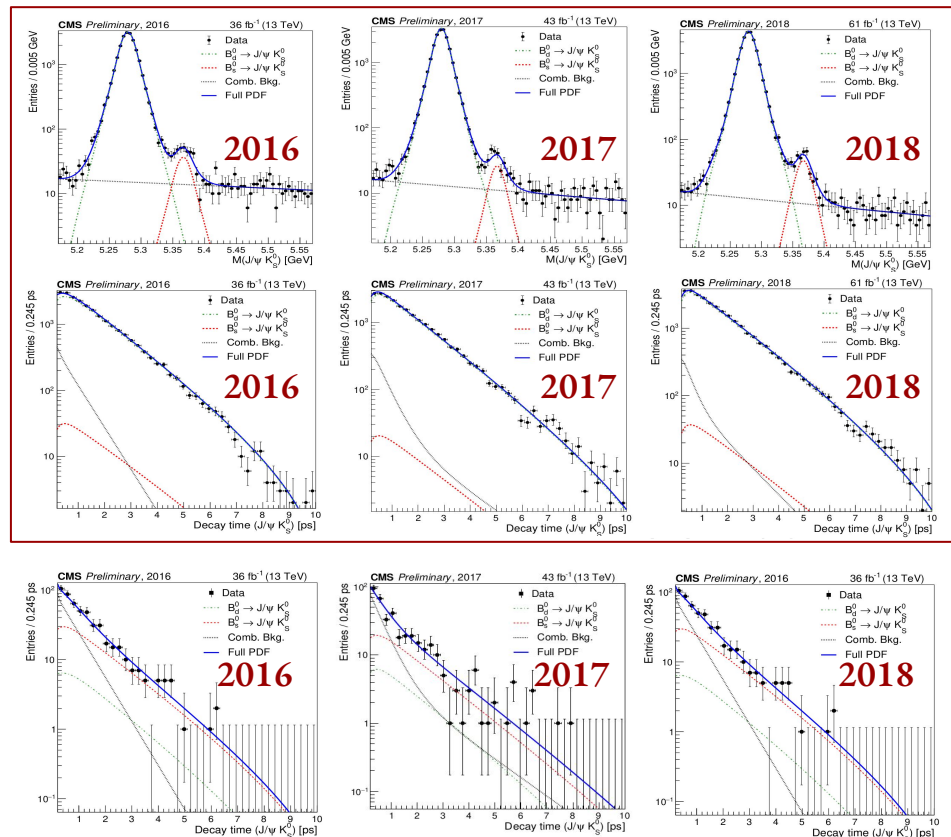
**Thank you!**

# Backup

Parameters	Values
$B^0$ combined yield	$68456 \pm 265$
$B_s^0$ combined yield	$727 \pm 35$
$B^0$ lifetime	$1.521 \pm 0.007$ ps
$B_s^0$ lifetime	$1.59 \pm 0.07$ ps

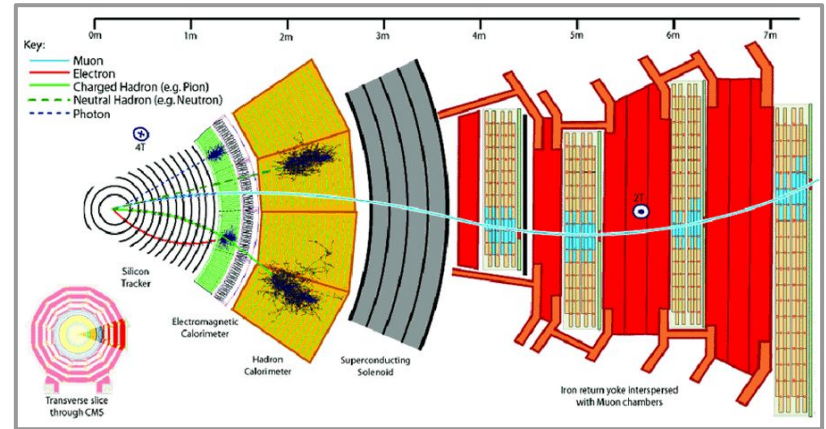
The measured lifetime of the  $B^0$  meson is in accordance with the value reported by the PDG ( $1.519 \pm 0.004$  ps).  $B_s^0$  lifetime is in agreement with the SM predicted value ( $1.619 \pm 0.019$  ps).

Decay time projection plot only for signal region  $\rightarrow$   
 [5.34-5.42 GeV]



# CMS - The 14,000-tonne detector

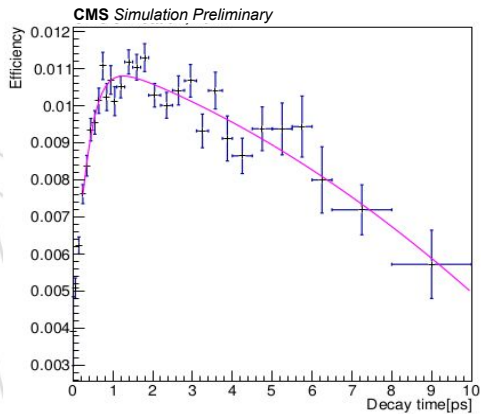
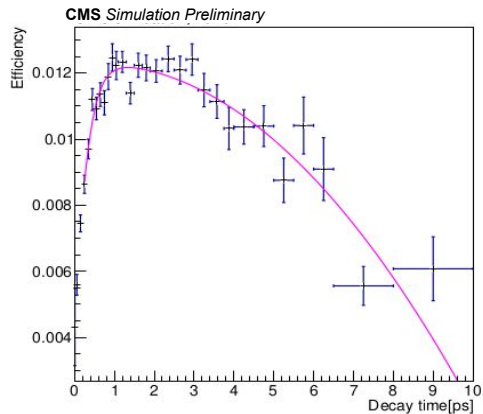
- At 15 metres high and 21 metres long, it really is quite compact for all the detector material it contains.
- It is designed to detect particles known as muons very accurately.
- It has the most powerful solenoid magnet ever made.



## Input variables

- $\alpha_{xy}$  : Angle in the transverse plane between the  $B_s^0$  momentum and the separation between the  $B_s^0$  vertex and the primary vertex.
- B Prob : B vertex probability.
- $K_s^0$  Prob :  $K_s^0$  vertex probability.
- $J/\psi p_T$  : Transverse momentum of  $J/\psi$  candidate.
- $K_s^0 p_T$  : Transverse momentum of  $K_s^0$  candidate.
- B pvips : Impact parameter significance of B candidate.
- B eta ( $\eta_B$ ) :  $\eta$  of B candidate.
- $K_s^0 \alpha_{xy}$  : Angle between vector joining  $B_s^0$  and  $K_s^0$  vertices and  $K_s^0$  momentum

# Efficiency



← Efficiency plot for B<sub>s</sub><sup>0</sup>

Efficiency plot for B<sup>0</sup> →

